

A2.2 Distribuciones continuas

Distribución	Función de densidad de probabilidad	Media	Varianza	Función generadora de momentos
uniforme	$f(y) = \frac{1}{\theta_2 - \theta_1}; \theta_1 \leq y \leq \theta_2$	$\frac{\theta_1 + \theta_2}{2}$	$\frac{(\theta_2 - \theta_1)^2}{12}$	$\frac{e^{t\theta_2} - e^{t\theta_1}}{t(\theta_2 - \theta_1)}$
normal	$f(y) = \frac{1}{\sigma\sqrt{2\pi}} \exp\left[-\left(\frac{1}{2\sigma^2}\right)(y - \mu)^2\right]$ $-\infty < y < +\infty$	μ	σ^2	$\exp\left(\mu t + \frac{t^2\sigma^2}{2}\right)$
exponencial	$f(y) = \frac{1}{\beta} e^{-y/\beta}, \quad \beta > 0$ $0 \leq y < \infty$	β	β^2	$(1 - \beta t)^{-1}$
gamma	$f(y) = \left[\frac{1}{\Gamma(\alpha)\beta^\alpha}\right] y^{\alpha-1} e^{-y/\beta};$ $0 < y < \infty$	$\alpha\beta$	$\alpha\beta^2$	$(1 - \beta t)^{-\alpha}$
ji-cuadrada	$f(\chi^2) = \frac{(\chi^2)^{(v/2)-1} e^{-\chi^2/2}}{2^{v/2}\Gamma(v/2)};$ $\chi^2 > 0$	v	$2v$	$(1 - 2t)^{-v/2}$
beta	$f(y) = \left[\frac{\Gamma(\alpha + \beta)}{\Gamma(\alpha)\Gamma(\beta)}\right] y^{\alpha-1}(1 - y)^{\beta-1};$ $0 < y < 1$	$\frac{\alpha}{\alpha + \beta}$	$\frac{\alpha\beta}{(\alpha + \beta)^2(\alpha + \beta + 1)}$	no existe en forma cerrada

A2.1 Distribuciones discretas

Distribución	Función de densidad de probabilidad	Media	Varianza	Función generadora de momentos
binomial	$p(y) = \binom{n}{y} p^y (1-p)^{n-y};$ $y = 0, 1, \dots, n$	np	$np(1-p)$	$[pe^t + (1-p)]^n$
geométrica	$p(y) = p(1-p)^{y-1};$ $y = 1, 2, \dots$	$\frac{1}{p}$	$\frac{1-p}{p^2}$	$\frac{pe^t}{1-(1-p)e^t}$
hipergeométrica	$p(y) = \frac{\binom{r}{y} \binom{N-r}{n-y}}{\binom{N}{n}};$ $y = 0, 1, \dots, n \text{ si } n \leq r,$ $y = 0, 1, \dots, r \text{ si } n > r$	$\frac{nr}{N}$	$n \left(\frac{r}{N} \right) \left(\frac{N-r}{N} \right) \left(\frac{N-n}{N-1} \right)$	
de Poisson	$p(y) = \frac{\lambda^y e^{-\lambda}}{y!};$ $y = 0, 1, 2, \dots$	λ	λ	$\exp[\lambda(e^t - 1)]$
binomial negativa	$p(y) = \binom{y-1}{r-1} p^r (1-p)^{y-r};$ $y = r, r+1, \dots$	$\frac{r}{p}$	$\frac{r(1-p)}{p^2}$	$\left[\frac{pe^t}{1-(1-p)e^t} \right]^r$

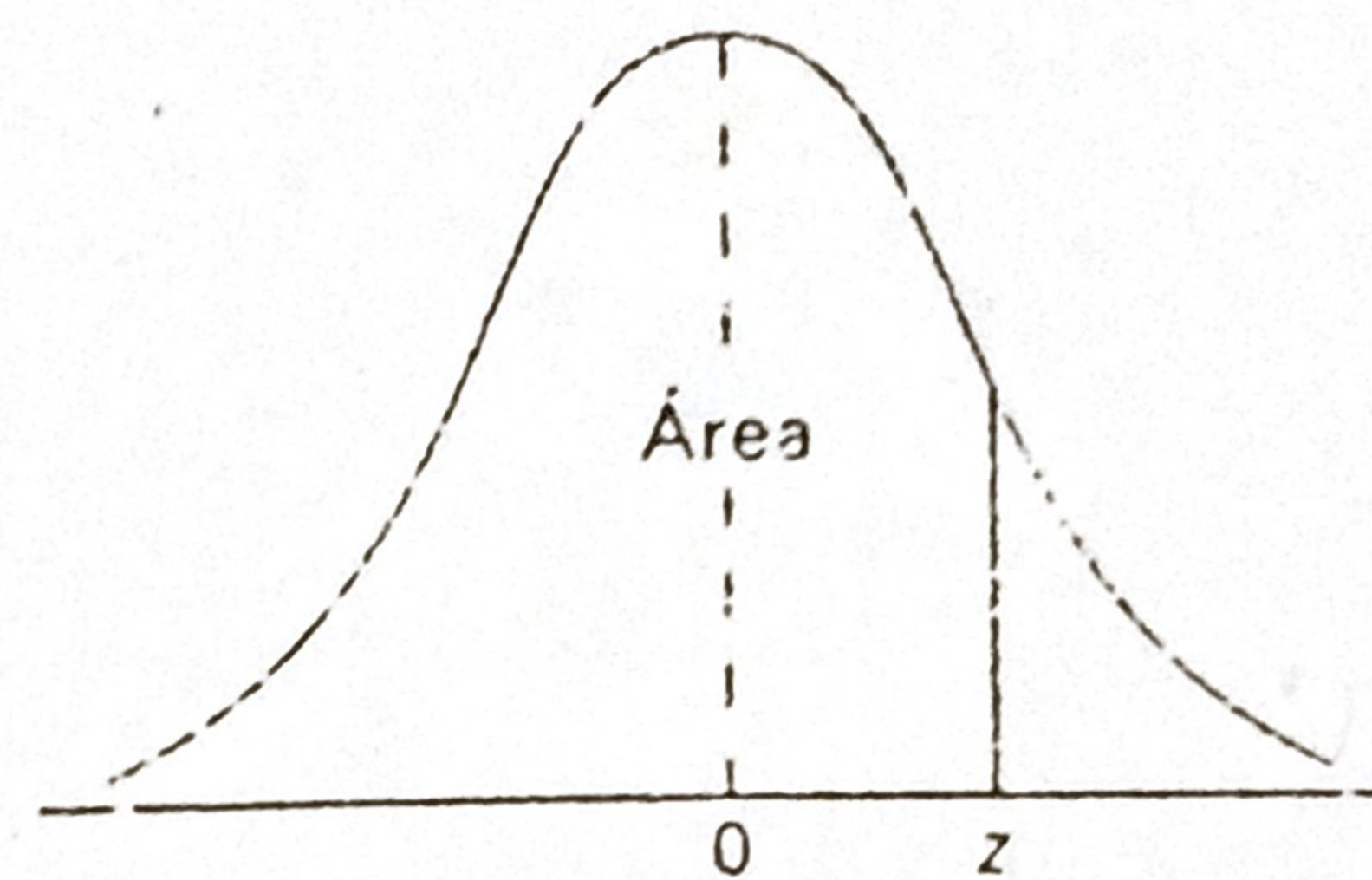


Tabla A.3 Áreas bajo la curva normal

z	.00	.01	.02	.03	.04	.05	.06	.07	.08	.09
-3.4	0.0003	0.0003	0.0003	0.0003	0.0003	0.0003	0.0003	0.0003	0.0003	0.0002
-3.3	0.0005	0.0005	0.0005	0.0004	0.0004	0.0004	0.0004	0.0004	0.0004	0.0003
-3.2	0.0007	0.0007	0.0006	0.0006	0.0006	0.0006	0.0006	0.0005	0.0005	0.0005
-3.1	0.0010	0.0009	0.0009	0.0009	0.0008	0.0008	0.0008	0.0008	0.0007	0.0007
-3.0	0.0013	0.0013	0.0013	0.0012	0.0012	0.0011	0.0011	0.0011	0.0010	0.0010
-2.9	0.0019	0.0018	0.0017	0.0017	0.0016	0.0016	0.0015	0.0015	0.0014	0.0014
-2.8	0.0026	0.0025	0.0024	0.0023	0.0023	0.0022	0.0021	0.0021	0.0020	0.0019
-2.7	0.0035	0.0034	0.0033	0.0032	0.0031	0.0030	0.0029	0.0028	0.0027	0.0026
-2.6	0.0047	0.0045	0.0044	0.0043	0.0041	0.0040	0.0039	0.0038	0.0037	0.0036
-2.5	0.0062	0.0060	0.0059	0.0057	0.0055	0.0054	0.0052	0.0051	0.0049	0.0048
-2.4	0.0082	0.0080	0.0078	0.0075	0.0073	0.0071	0.0069	0.0068	0.0066	0.0064
-2.3	0.0107	0.0104	0.0102	0.0099	0.0096	0.0094	0.0091	0.0089	0.0087	0.0084
-2.2	0.0139	0.0136	0.0132	0.0129	0.0125	0.0122	0.0119	0.0116	0.0113	0.0110
-2.1	0.0179	0.0174	0.0170	0.0166	0.0162	0.0158	0.0154	0.0150	0.0146	0.0143
-2.0	0.0228	0.0222	0.0217	0.0212	0.0207	0.0202	0.0197	0.0192	0.0188	0.0183
-1.9	0.0287	0.0281	0.0274	0.0268	0.0262	0.0256	0.0250	0.0244	0.0239	0.0233
-1.8	0.0359	0.0352	0.0344	0.0336	0.0329	0.0322	0.0314	0.0307	0.0301	0.0294
-1.7	0.0446	0.0436	0.0427	0.0418	0.0409	0.0401	0.0392	0.0384	0.0375	0.0367
-1.6	0.0548	0.0537	0.0526	0.0516	0.0505	0.0495	0.0485	0.0475	0.0465	0.0455
-1.5	0.0668	0.0655	0.0643	0.0630	0.0618	0.0606	0.0594	0.0582	0.0571	0.0559
-1.4	0.0808	0.0793	0.0778	0.0764	0.0749	0.0735	0.0722	0.0708	0.0694	0.0681
-1.3	0.0968	0.0951	0.0934	0.0918	0.0904	0.0885	0.0869	0.0853	0.0838	0.0823
-1.2	0.1151	0.1131	0.1112	0.1093	0.1075	0.1056	0.1038	0.1020	0.1005	0.0985
-1.1	0.1357	0.1335	0.1314	0.1292	0.1271	0.1251	0.1230	0.1210	0.1190	0.1170
-1.0	0.1587	0.1562	0.1539	0.1515	0.1492	0.1469	0.1446	0.1423	0.1401	0.1379
-0.9	0.1841	0.1814	0.1788	0.1762	0.1736	0.1711	0.1685	0.1660	0.1635	0.1611
-0.8	0.2119	0.2090	0.2061	0.2033	0.2005	0.1977	0.1949	0.1922	0.1894	0.1867
-0.7	0.2420	0.2389	0.2358	0.2327	0.2296	0.2266	0.2236	0.2206	0.2177	0.2148
-0.6	0.2743	0.2709	0.2676	0.2643	0.2611	0.2578	0.2546	0.2514	0.2483	0.2451
-0.5	0.3085	0.3050	0.3015	0.2981	0.2946	0.2912	0.2877	0.2843	0.2810	0.2776
-0.4	0.3446	0.3409	0.3372	0.3336	0.3300	0.3264	0.3228	0.3192	0.3156	0.3121
-0.3	0.3821	0.3783	0.3745	0.3707	0.3669	0.3632	0.3594	0.3557	0.3520	0.3483
-0.2	0.4207	0.4168	0.4129	0.4090	0.4052	0.4013	0.3974	0.3936	0.3897	0.3859
-0.1	0.4602	0.4562	0.4522	0.4483	0.4443	0.4404	0.4364	0.4325	0.4286	0.4247
-0.0	0.5000	0.4960	0.4920	0.4880	0.4840	0.4801	0.4761	0.4721	0.4681	0.4641

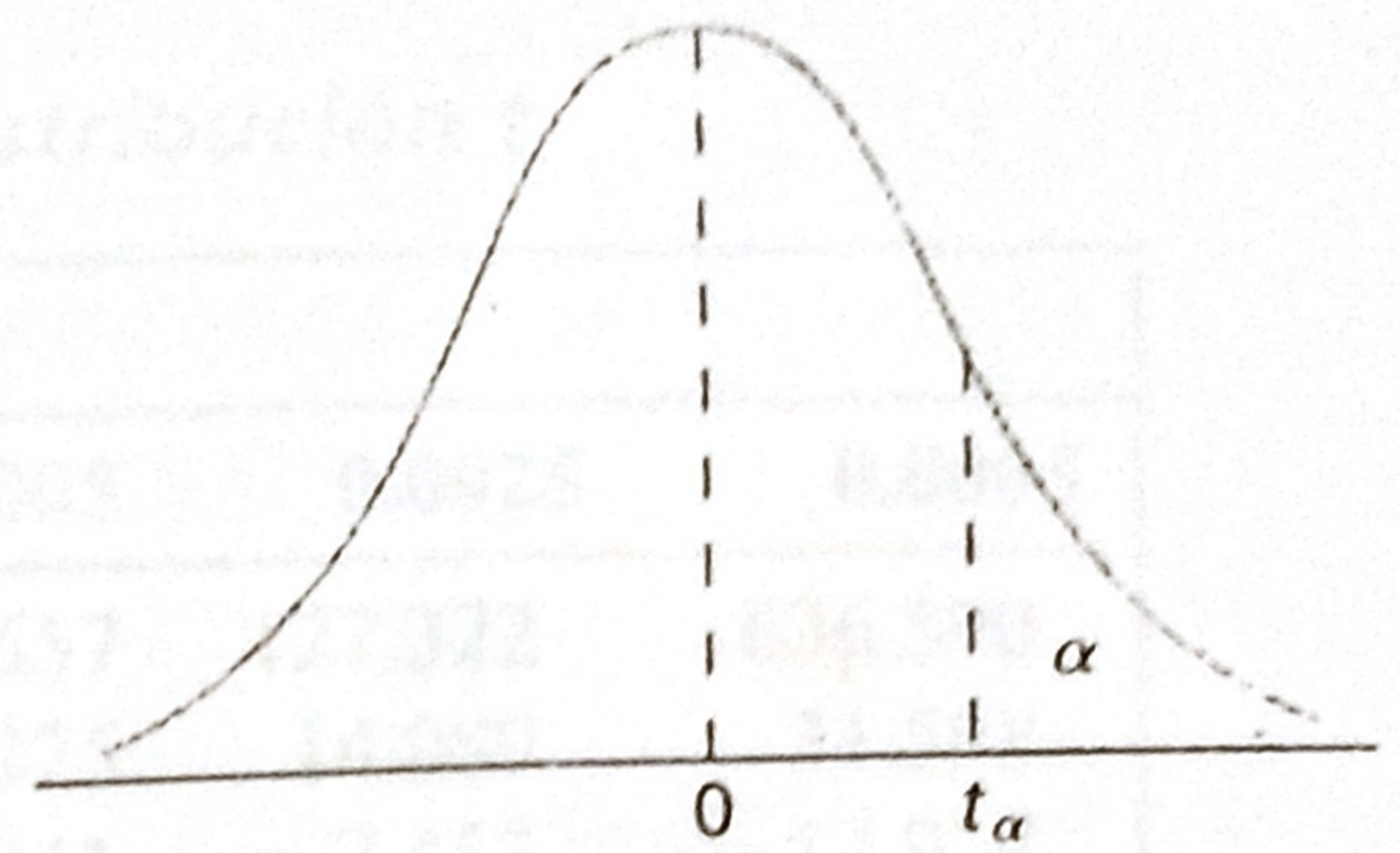


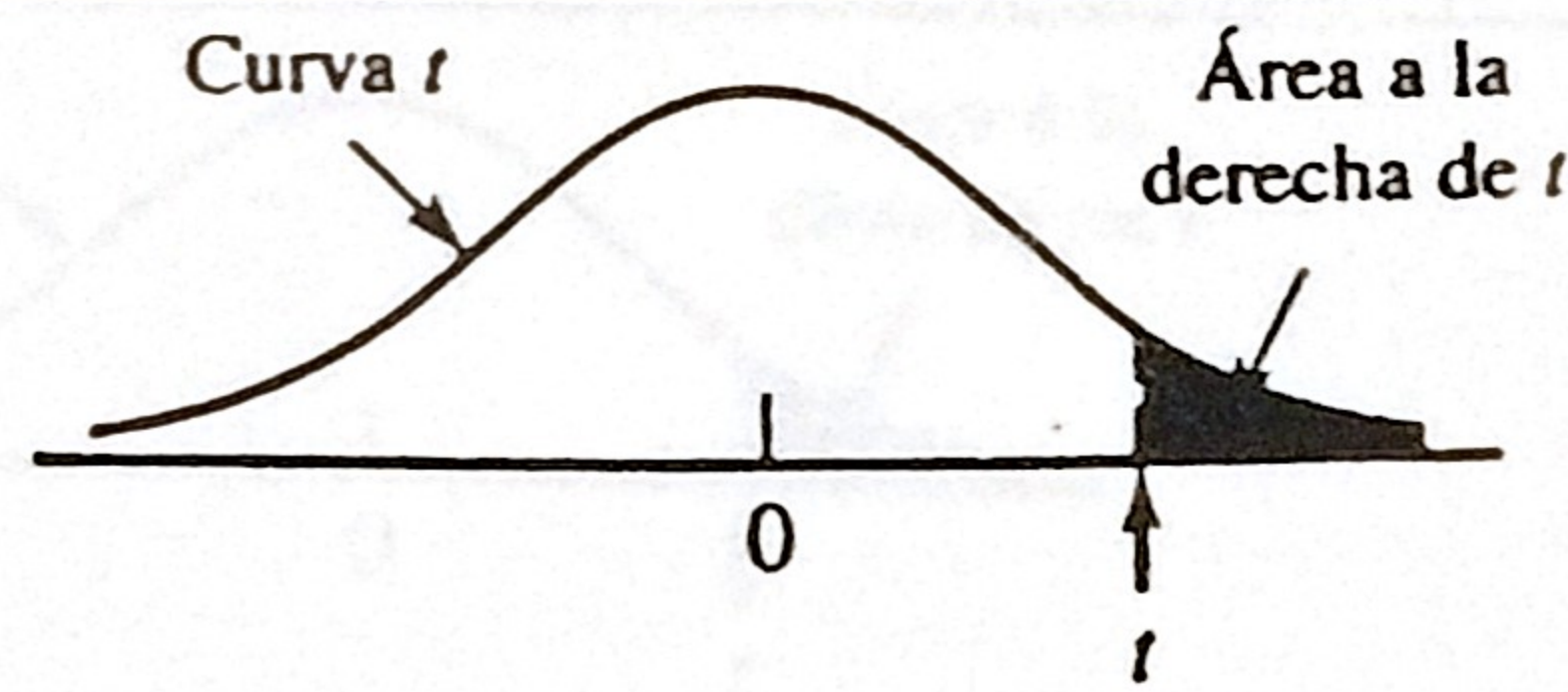
Tabla A.4 Valores críticos de la distribución t

v	α						
	0.40	0.30	0.20	0.15	0.10	0.05	0.025
1	0.325	0.727	1.376	1.963	3.078	6.314	12.706
2	0.289	0.617	1.061	1.386	1.886	2.920	4.303
3	0.277	0.584	0.978	1.250	1.638	2.353	3.182
4	0.271	0.569	0.941	1.190	1.533	2.132	2.776
5	0.267	0.559	0.920	1.156	1.476	2.015	2.571
6	0.265	0.553	0.906	1.134	1.440	1.943	2.447
7	0.263	0.549	0.896	1.119	1.415	1.895	2.365
8	0.262	0.546	0.889	1.108	1.397	1.860	2.306
9	0.261	0.543	0.883	1.100	1.383	1.833	2.262
10	0.260	0.542	0.879	1.093	1.372	1.812	2.228
11	0.260	0.540	0.876	1.088	1.363	1.796	2.201
12	0.259	0.539	0.873	1.083	1.356	1.782	2.179
13	0.259	0.537	0.870	1.079	1.350	1.771	2.160
14	0.258	0.537	0.868	1.076	1.345	1.761	2.145
15	0.258	0.536	0.866	1.074	1.341	1.753	2.131
16	0.258	0.535	0.865	1.071	1.337	1.746	2.120
17	0.257	0.534	0.863	1.069	1.333	1.740	2.110
18	0.257	0.534	0.862	1.067	1.330	1.734	2.101
19	0.257	0.533	0.861	1.066	1.328	1.729	2.093
20	0.257	0.533	0.860	1.064	1.325	1.725	2.086
21	0.257	0.532	0.859	1.063	1.323	1.721	2.080
22	0.256	0.532	0.858	1.061	1.321	1.717	2.074
23	0.256	0.532	0.858	1.060	1.319	1.714	2.069
24	0.256	0.531	0.857	1.059	1.318	1.711	2.064
25	0.256	0.531	0.856	1.058	1.316	1.708	2.060
26	0.256	0.531	0.856	1.058	1.315	1.706	2.056
27	0.256	0.531	0.855	1.057	1.314	1.703	2.052
28	0.256	0.530	0.855	1.056	1.313	1.701	2.048
29	0.256	0.530	0.854	1.055	1.311	1.699	2.045
30	0.256	0.530	0.854	1.055	1.310	1.697	2.042
40	0.255	0.529	0.851	1.050	1.303	1.684	2.021
60	0.254	0.527	0.848	1.045	1.296	1.671	2.000
120	0.254	0.526	0.845	1.041	1.289	1.658	1.980
∞	0.253	0.524	0.842	1.036	1.282	1.645	1.960

Tabla A.4 (continuación) Valores críticos de la distribución t

v	α						
	0.02	0.015	0.01	0.0075	0.005	0.0025	0.0005
1	15.895	21.205	31.821	42.434	63.657	127.322	636.590
2	4.849	5.643	6.965	8.073	9.925	14.089	31.598
3	3.482	3.896	4.541	5.047	5.841	7.453	12.924
4	2.999	3.298	3.747	4.088	4.604	5.598	8.610
5	2.757	3.003	3.365	3.634	4.032	4.773	6.869
6	2.612	2.829	3.143	3.372	3.707	4.317	5.959
7	2.517	2.715	2.998	3.203	3.499	4.029	5.408
8	2.449	2.634	2.896	3.085	3.355	3.833	5.041
9	2.398	2.574	2.821	2.998	3.250	3.690	4.781
10	2.359	2.527	2.764	2.932	3.169	3.581	4.587
11	2.328	2.491	2.718	2.879	3.106	3.497	4.437
12	2.303	2.461	2.681	2.836	3.055	3.428	4.318
13	2.282	2.436	2.650	2.801	3.012	3.372	4.221
14	2.264	2.415	2.624	2.771	2.977	3.326	4.140
15	2.249	2.397	2.602	2.746	2.947	3.286	4.073
16	2.235	2.382	2.583	2.724	2.921	3.252	4.015
17	2.224	2.368	2.567	2.706	2.898	3.222	3.965
18	2.214	2.356	2.552	2.689	2.878	3.197	3.922
19	2.205	2.346	2.539	2.674	2.861	3.174	3.883
20	2.197	2.336	2.528	2.661	2.845	3.153	3.849
21	2.189	2.328	2.518	2.649	2.831	3.135	3.819
22	2.183	2.320	2.508	2.639	2.819	3.119	3.792
23	2.177	2.313	2.500	2.629	2.807	3.104	3.768
24	2.172	2.307	2.492	2.620	2.797	3.091	3.745
25	2.167	2.301	2.485	2.612	2.787	3.078	3.725
26	2.162	2.296	2.479	2.605	2.779	3.067	3.707
27	2.158	2.291	2.473	2.598	2.771	3.057	3.690
28	2.154	2.286	2.467	2.592	2.763	3.047	3.674
29	2.150	2.282	2.462	2.586	2.756	3.038	3.659
30	2.147	2.278	2.457	2.581	2.750	3.030	3.646
40	2.125	2.250	2.423	2.542	2.704	2.971	3.551
60	2.099	2.223	2.390	2.504	2.660	2.915	3.460
120	2.076	2.196	2.358	2.468	2.617	2.860	3.373
∞	2.054	2.170	2.326	2.432	2.576	2.807	3.291

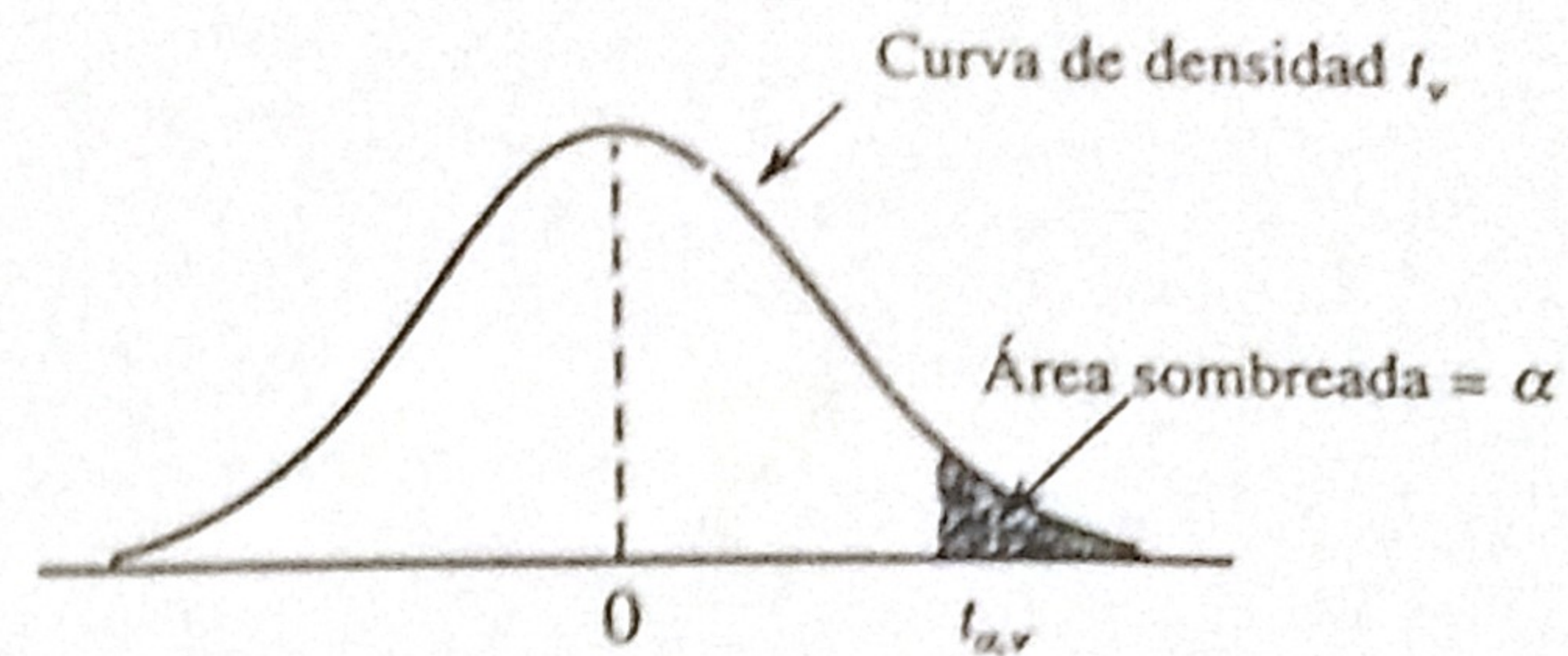
Tabla A.8 Áreas de cola de la curva t



t	ν	1	2	3	4	5	6	7	8	9	10	11	12	13	14	15	16	17	18
0.0		.500	.500	.500	.500	.500	.500	.500	.500	.500	.500	.500	.500	.500	.500	.500	.500	.500	.500
0.1		.468	.465	.463	.463	.462	.462	.462	.461	.461	.461	.461	.461	.461	.461	.461	.461	.461	.461
0.2		.437	.430	.427	.426	.425	.424	.424	.423	.423	.423	.423	.422	.422	.422	.422	.422	.422	.422
0.3		.407	.396	.392	.390	.388	.387	.386	.386	.386	.385	.385	.385	.384	.384	.384	.384	.384	.384
0.4		.379	.364	.358	.355	.353	.352	.351	.350	.349	.349	.348	.348	.348	.347	.347	.347	.347	.347
0.5		.352	.333	.326	.322	.319	.317	.316	.315	.315	.314	.313	.313	.313	.312	.312	.312	.312	.312
0.6		.328	.305	.295	.290	.287	.285	.284	.283	.282	.281	.280	.280	.279	.279	.279	.278	.278	.278
0.7		.306	.278	.267	.261	.258	.255	.253	.252	.251	.250	.249	.249	.248	.247	.247	.247	.247	.246
0.8		.285	.254	.241	.234	.230	.227	.225	.223	.222	.221	.220	.220	.219	.218	.218	.218	.217	.217
0.9		.267	.232	.217	.210	.205	.201	.199	.197	.196	.195	.194	.193	.192	.191	.191	.191	.190	.190
1.0		.250	.211	.196	.187	.182	.178	.175	.173	.172	.170	.169	.169	.168	.167	.167	.166	.166	.165
1.1		.235	.193	.176	.167	.162	.157	.154	.152	.150	.149	.147	.146	.146	.144	.144	.144	.143	.143
1.2		.221	.177	.158	.148	.142	.138	.135	.132	.130	.129	.128	.127	.126	.124	.124	.124	.123	.123
1.3		.209	.162	.142	.132	.125	.121	.117	.115	.113	.111	.110	.109	.108	.107	.107	.106	.105	.105
1.4		.197	.148	.128	.117	.110	.106	.102	.100	.098	.096	.095	.093	.092	.091	.091	.090	.090	.089
1.5		.187	.136	.115	.104	.097	.092	.089	.086	.084	.082	.081	.080	.079	.077	.077	.077	.076	.075
1.6		.178	.125	.104	.092	.085	.080	.077	.074	.072	.070	.069	.068	.067	.065	.065	.065	.064	.064
1.7		.169	.116	.094	.082	.075	.070	.065	.064	.062	.060	.059	.057	.056	.055	.055	.054	.054	.053
1.8		.161	.107	.085	.073	.066	.061	.057	.055	.053	.051	.050	.049	.048	.046	.046	.045	.045	.044
1.9		.154	.099	.077	.065	.058	.053	.050	.047	.045	.043	.042	.041	.040	.038	.038	.038	.037	.037
2.0		.148	.092	.070	.058	.051	.046	.043	.040	.038	.037	.035	.034	.033	.032	.032	.031	.031	.030
2.1		.141	.085	.063	.052	.045	.040	.037	.034	.033	.031	.030	.029	.028	.027	.027	.026	.025	.025
2.2		.136	.079	.058	.046	.040	.035	.032	.029	.028	.026	.025	.024	.023	.022	.022	.021	.021	.021
2.3		.131	.074	.052	.041	.035	.031	.027	.025	.023	.022	.021	.020	.019	.018	.018	.018	.017	.017
2.4		.126	.069	.048	.037	.031	.027	.024	.022	.020	.019	.018	.017	.016	.015	.015	.014	.014	.014
2.5		.121	.065	.044	.033	.027	.023	.020	.018	.017	.016	.015	.014	.013	.012	.012	.012	.011	.011
2.6		.117	.061	.040	.030	.024	.020	.018	.016	.014	.013	.012	.012	.011	.010	.010	.010	.009	.009
2.7		.113	.057	.037	.027	.021	.018	.015	.014	.012	.011	.010	.010	.009	.008	.008	.008	.008	.007
2.8		.109	.054	.034	.024	.019	.016	.013	.012	.010	.009	.009	.008	.008	.007	.007	.006	.006	.006
2.9		.106	.051	.031	.022	.017	.014	.011	.010	.009	.008	.007	.007	.006	.005	.005	.005	.005	.005
3.0		.102	.048	.029	.020	.015	.012	.010	.009	.007	.007	.006	.006	.005	.004	.004	.004	.004	.004
3.1		.099	.045	.027	.018	.013	.011	.009	.007	.006	.006	.005	.005	.004	.004	.004	.003	.003	.003
3.2		.096	.043	.025	.016	.012	.009	.008	.006	.005	.005	.004	.004	.003	.003	.003	.003	.003	.002
3.3		.094	.040	.023	.015	.011	.008	.007	.005	.005	.004	.004	.003	.003	.002	.002	.002	.002	.002
3.4		.091	.038	.021	.014	.010	.007	.006	.005	.004	.003	.003	.003	.002	.002	.002	.002	.002	.002
3.5		.089	.036	.020	.012	.009	.006	.005	.004	.003	.003	.002	.002	.002	.002	.002	.001	.001	.001
3.6		.086	.035	.018	.011	.008	.006	.004	.004	.003	.002	.002	.002	.002	.001	.001	.001	.001	.001
3.7		.084	.033	.017	.010	.007	.005	.004	.003	.002	.002	.002	.002	.001	.001	.001	.001	.001	.001
3.8		.082	.031	.016	.010	.006	.004	.003	.003	.002	.002	.001	.001	.001	.001	.001	.001	.001	.001
3.9		.080	.030	.015	.009	.006	.004	.003	.002	.002	.001	.001	.001	.001	.001	.001	.001	.001	.001
4.0		.078	.029	.014	.008	.005	.004	.003	.002	.002	.001	.001	.001	.001	.001	.001	.001	.000	.000

(continúa)

Tabla A.5 Valores críticos para la distribución t



ν	α						
	.10	.05	.025	.01	.005	.001	.0005
1	3.078	6.314	12.706	31.821	63.657	318.31	636.62
2	1.886	2.920	4.303	6.965	9.925	22.326	31.598
3	1.638	2.353	3.182	4.541	5.841	10.213	12.924
4	1.533	2.132	2.776	3.747	4.604	7.173	8.610
5	1.476	2.015	2.571	3.365	4.032	5.893	6.869
6	1.440	1.943	2.447	3.143	3.707	5.208	5.959
7	1.415	1.895	2.365	2.998	3.499	4.785	5.408
8	1.397	1.860	2.306	2.896	3.355	4.501	5.041
9	1.383	1.833	2.262	2.821	3.250	4.297	4.781
10	1.372	1.812	2.228	2.764	3.169	4.144	4.587
11	1.363	1.796	2.201	2.718	3.106	4.025	4.437
12	1.356	1.782	2.179	2.681	3.055	3.930	4.318
13	1.350	1.771	2.160	2.650	3.012	3.852	4.221
14	1.345	1.761	2.145	2.624	2.977	3.787	4.140
15	1.341	1.753	2.131	2.602	2.947	3.733	4.073
16	1.337	1.746	2.120	2.583	2.921	3.686	4.015
17	1.333	1.740	2.110	2.567	2.898	3.646	3.965
18	1.330	1.734	2.101	2.552	2.878	3.610	3.922
19	1.328	1.729	2.093	2.539	2.861	3.579	3.883
20	1.325	1.725	2.086	2.528	2.845	3.552	3.850
21	1.323	1.721	2.080	2.518	2.831	3.527	3.819
22	1.321	1.717	2.074	2.508	2.819	3.505	3.792
23	1.319	1.714	2.069	2.500	2.807	3.485	3.767
24	1.318	1.711	2.064	2.492	2.797	3.467	3.745
25	1.316	1.708	2.060	2.485	2.787	3.450	3.725
26	1.315	1.706	2.056	2.479	2.779	3.435	3.707
27	1.314	1.703	2.052	2.473	2.771	3.421	3.690
28	1.313	1.701	2.048	2.467	2.763	3.408	3.674
29	1.311	1.699	2.045	2.462	2.756	3.396	3.659
30	1.310	1.697	2.042	2.457	2.750	3.385	3.646
32	1.309	1.694	2.037	2.449	2.738	3.365	3.622
34	1.307	1.691	2.032	2.441	2.728	3.348	3.601
36	1.306	1.688	2.028	2.434	2.719	3.333	3.582
38	1.304	1.686	2.024	2.429	2.712	3.319	3.566
40	1.303	1.684	2.021	2.423	2.704	3.307	3.551
50	1.299	1.676	2.009	2.403	2.678	3.262	3.496
60	1.296	1.671	2.000	2.390	2.660	3.232	3.460
120	1.289	1.658	1.980	2.358	2.617	3.160	3.373
∞	1.282	1.645	1.960	2.326	2.576	3.090	3.291

Tabla A.9 Valores críticos para la distribución de F (cont.)

		$\nu_1 = \text{grados de libertad del numerador}$									
		1	2	3	4	5	6	7	8	9	
$\nu_2 = \text{grados de libertad del denominador}$	α										
	13	.100	3.14	2.76	2.56	2.43	2.35	2.28	2.23	2.20	2.16
		.050	4.67	3.81	3.41	3.18	3.03	2.92	2.83	2.77	2.71
		.010	9.07	6.70	5.74	5.21	4.86	4.62	4.44	4.30	4.19
		.001	17.82	12.31	10.21	9.07	8.35	7.86	7.49	7.21	6.98
	14	.100	3.10	2.73	2.52	2.39	2.31	2.24	2.19	2.15	2.12
		.050	4.60	3.74	3.34	3.11	2.96	2.85	2.76	2.70	2.65
		.010	8.86	6.51	5.56	5.04	4.69	4.46	4.28	4.14	4.03
		.001	17.14	11.78	9.73	8.62	7.92	7.44	7.08	6.80	6.58
	15	.100	3.07	2.70	2.49	2.36	2.27	2.21	2.16	2.12	2.09
		.050	4.54	3.68	3.29	3.06	2.90	2.79	2.71	2.64	2.59
		.010	8.68	6.36	5.42	4.89	4.56	4.32	4.14	4.00	3.89
		.001	16.59	11.34	9.34	8.25	7.57	7.09	6.74	6.47	6.26
	16	.100	3.05	2.67	2.46	2.33	2.24	2.18	2.13	2.09	2.06
		.050	4.49	3.63	3.24	3.01	2.85	2.74	2.66	2.59	2.54
		.010	8.53	6.23	5.29	4.77	4.44	4.20	4.03	3.89	3.78
		.001	16.12	10.97	9.01	7.94	7.27	6.80	6.46	6.19	5.98
	17	.100	3.03	2.64	2.44	2.31	2.22	2.15	2.10	2.06	2.03
		.050	4.45	3.59	3.20	2.96	2.81	2.70	2.61	2.55	2.49
		.010	8.40	6.11	5.19	4.67	4.34	4.10	3.93	3.79	3.68
		.001	15.72	10.66	8.73	7.68	7.02	6.56	6.22	5.96	5.75
	18	.100	3.01	2.62	2.42	2.29	2.20	2.13	2.08	2.04	2.00
		.050	4.41	3.55	3.16	2.93	2.77	2.66	2.58	2.51	2.46
		.010	8.29	6.01	5.09	4.58	4.25	4.01	3.84	3.71	3.60
.001		15.38	10.39	8.49	7.46	6.81	6.35	6.02	5.76	5.56	
19	.100	2.99	2.61	2.40	2.27	2.18	2.11	2.06	2.02	1.98	
	.050	4.38	3.52	3.13	2.90	2.74	2.63	2.54	2.48	2.42	
	.010	8.18	5.93	5.01	4.50	4.17	3.94	3.77	3.63	3.52	
	.001	15.08	10.16	8.28	7.27	6.62	6.18	5.85	5.59	5.39	
20	.100	2.97	2.59	2.38	2.25	2.16	2.09	2.04	2.00	1.96	
	.050	4.35	3.49	3.10	2.87	2.71	2.60	2.51	2.45	2.39	
	.010	8.10	5.85	4.94	4.43	4.10	3.87	3.70	3.56	3.46	
	.001	14.82	9.95	8.10	7.10	6.46	6.02	5.69	5.44	5.24	
21	.100	2.96	2.57	2.36	2.23	2.14	2.08	2.02	1.98	1.95	
	.050	4.32	3.47	3.07	2.84	2.68	2.57	2.49	2.42	2.37	
	.010	8.02	5.78	4.87	4.37	4.04	3.81	3.64	3.51	3.40	
	.001	14.59	9.77	7.94	6.95	6.32	5.88	5.56	5.31	5.11	
22	.100	2.95	2.56	2.35	2.22	2.13	2.06	2.01	1.97	1.93	
	.050	4.30	3.44	3.05	2.82	2.66	2.55	2.46	2.40	2.34	
	.010	7.95	5.72	4.82	4.31	3.99	3.76	3.59	3.45	3.35	
	.001	14.38	9.61	7.80	6.81	6.19	5.76	5.44	5.19	4.99	
23	.100	2.94	2.55	2.34	2.21	2.11	2.05	1.99	1.95	1.92	
	.050	4.28	3.42	3.03	2.80	2.64	2.53	2.44	2.37	2.32	
	.010	7.88	5.66	4.76	4.26	3.94	3.71	3.54	3.41	3.30	
	.001	14.20	9.47	7.67	6.70	6.08	5.65	5.33	5.09	4.89	
24	.100	2.93	2.54	2.33	2.19	2.10	2.04	1.98	1.94	1.91	
	.050	4.26	3.40	3.01	2.78	2.62	2.51	2.42	2.36	2.30	
	.010	7.82	5.61	4.72	4.22	3.90	3.67	3.50	3.36	3.26	
	.001	14.03	9.34	7.55	6.59	5.98	5.55	5.23	4.99	4.80	

(continúa)

Tabla A.9 Valores críticos para la distribución de F

		$\nu_1 = \text{grados de libertad del numerador}$									
		1	2	3	4	5	6	7	8	9	
$\nu_2 = \text{grados de libertad del denominador}$	1	.100	39.86	49.50	53.59	55.83	57.24	58.20	58.91	59.44	59.86
		.050	161.45	199.50	215.71	224.58	230.16	233.99	236.77	238.88	240.54
		.010	4052.2	4999.5	5403.4	5624.6	5763.6	5859.0	5928.4	5981.1	6022.5
		.001	405284	500000	540379	562500	576405	585937	592873	598144	602284
	2	.100	8.53	9.00	9.16	9.24	9.29	9.33	9.35	9.37	9.38
		.050	18.51	19.00	19.16	19.25	19.30	19.33	19.35	19.37	19.38
		.010	98.50	99.00	99.17	99.25	99.30	99.33	99.36	99.37	99.39
		.001	998.50	999.00	999.17	999.25	999.30	999.33	999.36	999.37	999.39
	3	.100	5.54	5.46	5.39	5.34	5.31	5.28	5.27	5.25	5.24
		.050	10.13	9.55	9.28	9.12	9.01	8.94	8.89	8.85	8.81
		.010	34.12	30.82	29.46	28.71	28.24	27.91	27.67	27.49	27.35
		.001	167.03	148.50	141.11	137.10	134.58	132.85	131.58	130.62	129.86
	4	.100	4.54	4.32	4.19	4.11	4.05	4.01	3.98	3.95	3.94
		.050	7.71	6.94	6.59	6.39	6.26	6.16	6.09	6.04	6.00
		.010	21.20	18.00	16.69	15.98	15.52	15.21	14.98	14.80	14.66
		.001	74.14	61.25	56.18	53.44	51.71	50.53	49.66	49.00	48.47
	5	.100	4.06	3.78	3.62	3.52	3.45	3.40	3.37	3.34	3.32
		.050	6.61	5.79	5.41	5.19	5.05	4.95	4.88	4.82	4.77
		.010	16.26	13.27	12.06	11.39	10.97	10.67	10.46	10.29	10.16
		.001	47.18	37.12	33.20	31.09	29.75	28.83	28.16	27.65	27.24
	6	.100	3.78	3.46	3.29	3.18	3.11	3.05	3.01	2.98	2.96
		.050	5.99	5.14	4.76	4.53	4.39	4.28	4.21	4.15	4.10
		.010	13.75	10.92	9.78	9.15	8.75	8.47	8.26	8.10	7.98
		.001	35.51	27.00	23.70	21.92	20.80	20.03	19.46	19.03	18.69
	7	.100	3.59	3.26	3.07	2.96	2.88	2.83	2.78	2.75	2.72
		.050	5.59	4.74	4.35	4.12	3.97	3.87	3.79	3.73	3.68
		.010	12.25	9.55	8.45	7.85	7.46	7.19	6.99	6.84	6.72
		.001	29.25	21.69	18.77	17.20	16.21	15.52	15.02	14.63	14.33
	8	.100	3.46	3.11	2.92	2.81	2.73	2.67	2.62	2.59	2.56
		.050	5.32	4.46	4.07	3.84	3.69	3.58	3.50	3.44	3.39
		.010	11.26	8.65	7.59	7.01	6.63	6.37	6.18	6.03	5.91
		.001	25.41	18.49	15.83	14.39	13.48	12.86	12.40	12.05	11.77
	9	.100	3.36	3.01	2.81	2.69	2.61	2.55	2.51	2.47	2.44
		.050	5.12	4.26	3.86	3.63	3.48	3.37	3.29	3.23	3.18
		.010	10.56	8.02	6.99	6.42	6.06	5.80	5.61	5.47	5.35
		.001	22.86	16.39	13.90	12.56	11.71	11.13	10.70	10.37	10.11
	10	.100	3.29	2.92	2.73	2.61	2.52	2.46	2.41	2.38	2.35
		.050	4.96	4.10	3.71	3.48	3.33	3.22	3.14	3.07	3.02
		.010	10.04	7.56	6.55	5.99	5.64	5.39	5.20	5.06	4.94
		.001	21.04	14.91	12.55	11.28	10.48	9.93	9.52	9.20	8.96
	11	.100	3.23	2.86	2.66	2.54	2.45	2.39	2.34	2.30	2.27
		.050	4.84	3.98	3.59	3.36	3.20	3.09	3.01	2.95	2.90
		.010	9.65	7.21	6.22	5.67	5.32	5.07	4.89	4.74	4.63
		.001	19.69	13.81	11.56	10.35	9.58	9.05	8.66	8.35	8.12
	12	.100	3.18	2.81	2.61	2.48	2.39	2.33	2.28	2.24	2.21
		.050	4.75	3.89	3.49	3.26	3.11	3.00	2.91	2.85	2.80
		.010	9.33	6.93	5.95	5.41	5.06	4.82	4.64	4.50	4.39
		.001	18.64	12.97	10.80	9.63	8.89	8.38	8.00	7.71	7.48

(continúa)

Tabla A.9 Valores críticos para la distribución de F (cont.)

		$\nu_1 = \text{grados de libertad del numerador}$									
		1	2	3	4	5	6	7	8	9	
$\nu_2 = \text{grados de libertad del denominador}$	α										
	25	.100	2.92	2.53	2.32	2.18	2.09	2.02	1.97	1.93	1.89
		.050	4.24	3.39	2.99	2.76	2.60	2.49	2.40	2.34	2.28
		.010	7.77	5.57	4.68	4.18	3.85	3.63	3.46	3.32	3.22
		.001	13.88	9.22	7.45	6.49	5.89	5.46	5.15	4.91	4.71
	26	.100	2.91	2.52	2.31	2.17	2.08	2.01	1.96	1.92	1.88
		.050	4.23	3.37	2.98	2.74	2.59	2.47	2.39	2.32	2.27
		.010	7.72	5.53	4.64	4.14	3.82	3.59	3.42	3.29	3.18
		.001	13.74	9.12	7.36	6.41	5.80	5.38	5.07	4.83	4.64
	27	.100	2.90	2.51	2.30	2.17	2.07	2.00	1.95	1.91	1.87
		.050	4.21	3.35	2.96	2.73	2.57	2.46	2.37	2.31	2.25
		.010	7.68	5.49	4.60	4.11	3.78	3.56	3.39	3.26	3.15
		.001	13.61	9.02	7.27	6.33	5.73	5.31	5.00	4.76	4.57
	28	.100	2.89	2.50	2.29	2.16	2.06	2.00	1.94	1.90	1.87
		.050	4.20	3.34	2.95	2.71	2.56	2.45	2.36	2.29	2.24
		.010	7.64	5.45	4.57	4.07	3.75	3.53	3.36	3.23	3.12
		.001	13.50	8.93	7.19	6.25	5.66	5.24	4.93	4.69	4.50
	29	.100	2.89	2.50	2.28	2.15	2.06	1.99	1.93	1.89	1.86
		.050	4.18	3.33	2.93	2.70	2.55	2.43	2.35	2.28	2.22
		.010	7.60	5.42	4.54	4.04	3.73	3.50	3.33	3.20	3.09
.001		13.39	8.85	7.12	6.19	5.59	5.18	4.87	4.64	4.45	
30	.100	2.88	2.49	2.28	2.14	2.05	1.98	1.93	1.88	1.85	
	.050	4.17	3.32	2.92	2.69	2.53	2.42	2.33	2.27	2.21	
	.010	7.56	5.39	4.51	4.02	3.70	3.47	3.30	3.17	3.07	
	.001	13.29	8.77	7.05	6.12	5.53	5.12	4.82	4.58	4.39	
40	.100	2.84	2.44	2.23	2.09	2.00	1.93	1.87	1.83	1.79	
	.050	4.08	3.23	2.84	2.61	2.45	2.34	2.25	2.18	2.12	
	.010	7.31	5.18	4.31	3.83	3.51	3.29	3.12	2.99	2.89	
	.001	12.61	8.25	6.59	5.70	5.13	4.73	4.44	4.21	4.02	
50	.100	2.81	2.41	2.20	2.06	1.97	1.90	1.84	1.80	1.76	
	.050	4.03	3.18	2.79	2.56	2.40	2.29	2.20	2.13	2.07	
	.010	7.17	5.06	4.20	3.72	3.41	3.19	3.02	2.89	2.78	
	.001	12.22	7.96	6.34	5.46	4.90	4.51	4.22	4.00	3.82	
60	.100	2.79	2.39	2.18	2.04	1.95	1.87	1.82	1.77	1.74	
	.050	4.00	3.15	2.76	2.53	2.37	2.25	2.17	2.10	2.04	
	.010	7.08	4.98	4.13	3.65	3.34	3.12	2.95	2.82	2.72	
	.001	11.97	7.77	6.17	5.31	4.76	4.37	4.09	3.86	3.69	
100	.100	2.76	2.36	2.14	2.00	1.91	1.83	1.78	1.73	1.69	
	.050	3.94	3.09	2.70	2.46	2.31	2.19	2.10	2.03	1.97	
	.010	6.90	4.82	3.98	3.51	3.21	2.99	2.82	2.69	2.59	
	.001	11.50	7.41	5.86	5.02	4.48	4.11	3.83	3.61	3.44	
200	.100	2.73	2.33	2.11	1.97	1.88	1.80	1.75	1.70	1.66	
	.050	3.89	3.04	2.65	2.42	2.26	2.14	2.06	1.98	1.93	
	.010	6.76	4.71	3.88	3.41	3.11	2.89	2.73	2.60	2.50	
	.001	11.15	7.15	5.63	4.81	4.29	3.92	3.65	3.43	3.26	
1000	.100	2.71	2.31	2.09	1.95	1.85	1.78	1.72	1.68	1.64	
	.050	3.85	3.00	2.61	2.38	2.22	2.11	2.02	1.95	1.89	
	.010	6.66	4.63	3.80	3.34	3.04	2.82	2.66	2.53	2.43	
	.001	10.89	6.96	5.46	4.65	4.14	3.78	3.51	3.30	3.13	

(continúa)

Tabla A.9 Valores críticos para la distribución de F (cont.)

$\nu_1 =$ grados de libertad del numerador

10	12	15	20	25	30	40	50	60	120	1000
1.87	1.82	1.77	1.72	1.68	1.66	1.63	1.61	1.59	1.56	1.52
2.24	2.16	2.09	2.01	1.96	1.92	1.87	1.84	1.82	1.77	1.72
3.13	2.99	2.85	2.70	2.60	2.54	2.45	2.40	2.36	2.27	2.18
4.56	4.31	4.06	3.79	3.63	3.52	3.37	3.28	3.22	3.06	2.91
1.86	1.81	1.76	1.71	1.67	1.65	1.61	1.59	1.58	1.54	1.51
2.22	2.15	2.07	1.99	1.94	1.90	1.85	1.82	1.80	1.75	1.70
3.09	2.96	2.81	2.66	2.57	2.50	2.42	2.36	2.33	2.23	2.14
4.48	4.24	3.99	3.72	3.56	3.44	3.30	3.21	3.15	2.99	2.84
1.85	1.80	1.75	1.70	1.66	1.64	1.60	1.58	1.57	1.53	1.50
2.20	2.13	2.06	1.97	1.92	1.88	1.84	1.81	1.79	1.73	1.68
3.06	2.93	2.78	2.63	2.54	2.47	2.38	2.33	2.29	2.20	2.11
4.41	4.17	3.92	3.66	3.49	3.38	3.23	3.14	3.08	2.92	2.78
1.84	1.79	1.74	1.69	1.65	1.63	1.59	1.57	1.56	1.52	1.48
2.19	2.12	2.04	1.96	1.91	1.87	1.82	1.79	1.77	1.71	1.66
3.03	2.90	2.75	2.60	2.51	2.44	2.35	2.30	2.26	2.17	2.08
4.35	4.11	3.86	3.60	3.43	3.32	3.18	3.09	3.02	2.86	2.72
1.83	1.78	1.73	1.68	1.64	1.62	1.58	1.56	1.55	1.51	1.47
2.18	2.10	2.03	1.94	1.89	1.85	1.81	1.77	1.75	1.70	1.65
3.00	2.87	2.73	2.57	2.48	2.41	2.33	2.27	2.23	2.14	2.05
4.29	4.05	3.80	3.54	3.38	3.27	3.12	3.03	2.97	2.81	2.66
1.82	1.77	1.72	1.67	1.63	1.61	1.57	1.55	1.54	1.50	1.46
2.16	2.09	2.01	1.93	1.88	1.84	1.79	1.76	1.74	1.68	1.63
2.98	2.84	2.70	2.55	2.45	2.39	2.30	2.25	2.21	2.11	2.02
4.24	4.00	3.75	3.49	3.33	3.22	3.07	2.98	2.92	2.76	2.61
1.76	1.71	1.66	1.61	1.57	1.54	1.51	1.48	1.47	1.42	1.38
2.08	2.00	1.92	1.84	1.78	1.74	1.69	1.66	1.64	1.58	1.52
2.80	2.66	2.52	2.37	2.27	2.20	2.11	2.06	2.02	1.92	1.82
3.87	3.64	3.40	3.14	2.98	2.87	2.73	2.64	2.57	2.41	2.25
1.73	1.68	1.63	1.57	1.53	1.50	1.46	1.44	1.42	1.38	1.33
2.03	1.95	1.87	1.78	1.73	1.69	1.63	1.60	1.58	1.51	1.45
2.70	2.56	2.42	2.27	2.17	2.10	2.01	1.95	1.91	1.80	1.70
3.67	3.44	3.20	2.95	2.79	2.68	2.53	2.44	2.38	2.21	2.05
1.71	1.66	1.60	1.54	1.50	1.48	1.44	1.41	1.40	1.35	1.30
1.99	1.92	1.84	1.75	1.69	1.65	1.59	1.56	1.53	1.47	1.40
2.63	2.50	2.35	2.20	2.10	2.03	1.94	1.88	1.84	1.73	1.62
3.54	3.32	3.08	2.83	2.67	2.55	2.41	2.32	2.25	2.08	1.92
1.66	1.61	1.56	1.49	1.45	1.42	1.38	1.35	1.34	1.28	1.22
1.93	1.85	1.77	1.68	1.62	1.57	1.52	1.48	1.45	1.38	1.30
2.50	2.37	2.22	2.07	1.97	1.89	1.80	1.74	1.69	1.57	1.45
3.30	3.07	2.84	2.59	2.43	2.32	2.17	2.08	2.01	1.83	1.64
1.63	1.58	1.52	1.46	1.41	1.38	1.34	1.31	1.29	1.23	1.16
1.88	1.80	1.72	1.62	1.56	1.52	1.46	1.41	1.39	1.30	1.21
2.41	2.27	2.13	1.97	1.87	1.79	1.69	1.63	1.58	1.45	1.30
3.12	2.90	2.67	2.42	2.26	2.15	2.00	1.90	1.83	1.64	1.43
1.61	1.55	1.49	1.43	1.38	1.35	1.30	1.27	1.25	1.18	1.08
1.84	1.76	1.68	1.58	1.52	1.47	1.41	1.36	1.33	1.24	1.11
2.34	2.20	2.06	1.90	1.79	1.72	1.61	1.54	1.50	1.35	1.16
2.99	2.77	2.54	2.30	2.14	2.02	1.87	1.77	1.69	1.49	1.22

Tabla A.9 Valores críticos para la distribución de F (cont.)

$\nu_1 = \text{grados de libertad del numerador}$										
10	12	15	20	25	30	40	50	60	120	1000
60.19	60.71	61.22	61.74	62.05	62.26	62.53	62.69	62.79	63.06	63.30
241.88	243.91	245.95	248.01	249.26	250.10	251.14	251.77	252.20	253.25	254.19
655.8	6106.3	6157.3	6208.7	6239.8	6260.6	6286.8	6302.5	6313.0	6339.4	6362.7
05621	610668	615764	620908	624017	626099	628712	630285	631337	633972	636301
9.39	9.41	9.42	9.44	9.45	9.46	9.47	9.47	9.47	9.48	9.49
19.40	19.41	19.43	19.45	19.46	19.46	19.47	19.48	19.48	19.49	19.49
99.40	99.42	99.43	99.45	99.46	99.47	99.47	99.48	99.48	99.49	99.50
999.40	999.42	999.43	999.45	999.46	999.47	999.47	999.48	999.48	999.49	999.50
5.23	5.22	5.20	5.18	5.17	5.17	5.16	5.15	5.15	5.14	5.13
8.79	8.74	8.70	8.66	8.63	8.62	8.59	8.58	8.57	8.55	8.53
27.23	27.05	26.87	26.69	26.58	26.50	26.41	26.35	26.32	26.22	26.14
129.25	128.32	127.37	126.42	125.84	125.45	124.96	124.66	124.47	123.97	123.53
3.92	3.90	3.87	3.84	3.83	3.82	3.80	3.80	3.79	3.78	3.76
5.96	5.91	5.86	5.80	5.77	5.75	5.72	5.70	5.69	5.66	5.63
14.55	14.37	14.20	14.02	13.91	13.84	13.75	13.69	13.65	13.56	13.47
48.05	47.41	46.76	46.10	45.70	45.43	45.09	44.88	44.75	44.40	44.09
3.30	3.27	3.24	3.21	3.19	3.17	3.16	3.15	3.14	3.12	3.11
4.74	4.68	4.62	4.56	4.52	4.50	4.46	4.44	4.43	4.40	4.37
10.05	9.89	9.72	9.55	9.45	9.38	9.29	9.24	9.20	9.11	9.03
26.92	26.42	25.91	25.39	25.08	24.87	24.60	24.44	24.33	24.06	23.82
2.94	2.90	2.87	2.84	2.81	2.80	2.78	2.77	2.76	2.74	2.72
4.06	4.00	3.94	3.87	3.83	3.81	3.77	3.75	3.74	3.70	3.67
7.87	7.72	7.56	7.40	7.30	7.23	7.14	7.09	7.06	6.97	6.89
18.41	17.99	17.56	17.12	16.85	16.67	16.44	16.31	16.21	15.98	15.77
2.70	2.67	2.63	2.59	2.57	2.56	2.54	2.52	2.51	2.49	2.47
3.64	3.57	3.51	3.44	3.40	3.38	3.34	3.32	3.30	3.27	3.23
6.62	6.47	6.31	6.16	6.06	5.99	5.91	5.86	5.82	5.74	5.66
14.08	13.71	13.32	12.93	12.69	12.53	12.33	12.20	12.12	11.91	11.72
2.54	2.50	2.46	2.42	2.40	2.38	2.36	2.35	2.34	2.32	2.30
3.35	3.28	3.22	3.15	3.11	3.08	3.04	3.02	3.01	2.97	2.93
5.81	5.67	5.52	5.36	5.26	5.20	5.12	5.07	5.03	4.95	4.87
11.54	11.19	10.84	10.48	10.26	10.11	9.92	9.80	9.73	9.53	9.36
2.42	2.38	2.34	2.30	2.27	2.25	2.23	2.22	2.21	2.18	2.16
3.14	3.07	3.01	2.94	2.89	2.86	2.83	2.80	2.79	2.75	2.71
5.26	5.11	4.96	4.81	4.71	4.65	4.57	4.52	4.48	4.40	4.32
9.89	9.57	9.24	8.90	8.69	8.55	8.37	8.26	8.19	8.00	7.84
2.32	2.28	2.24	2.20	2.17	2.16	2.13	2.12	2.11	2.08	2.06
2.98	2.91	2.85	2.77	2.73	2.70	2.66	2.64	2.62	2.58	2.54
4.85	4.71	4.56	4.41	4.31	4.25	4.17	4.12	4.08	4.00	3.92
8.75	8.45	8.13	7.80	7.60	7.47	7.30	7.19	7.12	6.94	6.78
2.25	2.21	2.17	2.12	2.10	2.08	2.05	2.04	2.03	2.00	1.98
2.85	2.79	2.72	2.65	2.60	2.57	2.53	2.51	2.49	2.45	2.41
4.54	4.40	4.25	4.10	4.01	3.94	3.86	3.81	3.78	3.69	3.61
7.92	7.63	7.32	7.01	6.81	6.68	6.52	6.42	6.35	6.18	6.02
2.19	2.15	2.10	2.06	2.03	2.01	1.99	1.97	1.96	1.93	1.91
2.75	2.69	2.62	2.54	2.50	2.47	2.43	2.40	2.38	2.34	2.30
4.30	4.16	4.01	3.86	3.76	3.70	3.62	3.57	3.54	3.45	3.37
7.29	7.00	6.71	6.40	6.22	6.09	5.93	5.83	5.76	5.59	5.44

(continúa)

Tabla A.9 Valores críticos para la distribución de F (cont.)

$\nu_1 = \text{grados de libertad del numerador}$										
0	12	15	20	25	30	40	50	60	120	1000
14	2.10	2.05	2.01	1.98	1.96	1.93	1.92	1.90	1.88	1.85
67	2.60	2.53	2.46	2.41	2.38	2.34	2.31	2.30	2.25	2.21
10	3.96	3.82	3.66	3.57	3.51	3.43	3.38	3.34	3.25	3.18
80	6.52	6.23	5.93	5.75	5.63	5.47	5.37	5.30	5.14	4.99
10	2.05	2.01	1.96	1.93	1.91	1.89	1.87	1.86	1.83	1.80
60	2.53	2.46	2.39	2.34	2.31	2.27	2.24	2.22	2.18	2.14
94	3.80	3.66	3.51	3.41	3.35	3.27	3.22	3.18	3.09	3.02
40	6.13	5.85	5.56	5.38	5.25	5.10	5.00	4.94	4.77	4.62
06	2.02	1.97	1.92	1.89	1.87	1.85	1.83	1.82	1.79	1.76
54	2.48	2.40	2.33	2.28	2.25	2.20	2.18	2.16	2.11	2.07
80	3.67	3.52	3.37	3.28	3.21	3.13	3.08	3.05	2.96	2.88
08	5.81	5.54	5.25	5.07	4.95	4.80	4.70	4.64	4.47	4.33
03	1.99	1.94	1.89	1.86	1.84	1.81	1.79	1.78	1.75	1.72
49	2.42	2.35	2.28	2.23	2.19	2.15	2.12	2.11	2.06	2.02
69	3.55	3.41	3.26	3.16	3.10	3.02	2.97	2.93	2.84	2.76
81	5.55	5.27	4.99	4.82	4.70	4.54	4.45	4.39	4.23	4.08
00	1.96	1.91	1.86	1.83	1.81	1.78	1.76	1.75	1.72	1.69
45	2.38	2.31	2.23	2.18	2.15	2.10	2.08	2.06	2.01	1.97
59	3.46	3.31	3.16	3.07	3.00	2.92	2.87	2.83	2.75	2.66
58	5.32	5.05	4.78	4.60	4.48	4.33	4.24	4.18	4.02	3.87
98	1.93	1.89	1.84	1.80	1.78	1.75	1.74	1.72	1.69	1.66
41	2.34	2.27	2.19	2.14	2.11	2.06	2.04	2.02	1.97	1.92
51	3.37	3.23	3.08	2.98	2.92	2.84	2.78	2.75	2.66	2.58
39	5.13	4.87	4.59	4.42	4.30	4.15	4.06	4.00	3.84	3.69
96	1.91	1.86	1.81	1.78	1.76	1.73	1.71	1.70	1.67	1.64
38	2.31	2.23	2.16	2.11	2.07	2.03	2.00	1.98	1.93	1.88
43	3.30	3.15	3.00	2.91	2.84	2.76	2.71	2.67	2.58	2.50
22	4.97	4.70	4.43	4.26	4.14	3.99	3.90	3.84	3.68	3.53
94	1.89	1.84	1.79	1.76	1.74	1.71	1.69	1.68	1.64	1.61
35	2.28	2.20	2.12	2.07	2.04	1.99	1.97	1.95	1.90	1.85
37	3.23	3.09	2.94	2.84	2.78	2.69	2.64	2.61	2.52	2.43
08	4.82	4.56	4.29	4.12	4.00	3.86	3.77	3.70	3.54	3.40
92	1.87	1.83	1.78	1.74	1.72	1.69	1.67	1.66	1.62	1.59
32	2.25	2.18	2.10	2.05	2.01	1.96	1.94	1.92	1.87	1.82
31	3.17	3.03	2.88	2.79	2.72	2.64	2.58	2.55	2.46	2.37
95	4.70	4.44	4.17	4.00	3.88	3.74	3.64	3.58	3.42	3.28
90	1.86	1.81	1.76	1.73	1.70	1.67	1.65	1.64	1.60	1.57
30	2.23	2.15	2.07	2.02	1.98	1.94	1.91	1.89	1.84	1.79
26	3.12	2.98	2.83	2.73	2.67	2.58	2.53	2.50	2.40	2.32
83	4.58	4.33	4.06	3.89	3.78	3.63	3.54	3.48	3.32	3.17
89	1.84	1.80	1.74	1.71	1.69	1.66	1.64	1.62	1.59	1.55
27	2.20	2.13	2.05	2.00	1.96	1.91	1.88	1.86	1.81	1.76
21	3.07	2.93	2.78	2.69	2.62	2.54	2.48	2.45	2.35	2.27
73	4.48	4.23	3.96	3.79	3.68	3.53	3.44	3.38	3.22	3.08
88	1.83	1.78	1.73	1.70	1.67	1.64	1.62	1.61	1.57	1.54
25	2.18	2.11	2.03	1.97	1.94	1.89	1.86	1.84	1.79	1.74
17	3.03	2.89	2.74	2.64	2.58	2.49	2.44	2.40	2.31	2.22
64	4.39	4.14	3.87	3.71	3.59	3.45	3.36	3.29	3.14	2.99

(continúa)

Tabla A.11 Áreas de colas de la curva ji cuadrada

Área de cola superior	$\nu = 1$	$\nu = 2$	$\nu = 3$	$\nu = 4$	$\nu = 5$
> .100	< 2.70	< 4.60	< 6.25	< 7.77	< 9.23
.100	2.70	4.60	6.25	7.77	9.23
.095	2.78	4.70	6.36	7.90	9.37
.090	2.87	4.81	6.49	8.04	9.52
.085	2.96	4.93	6.62	8.18	9.67
.080	3.06	5.05	6.75	8.33	9.83
.075	3.17	5.18	6.90	8.49	10.00
.070	3.28	5.31	7.06	8.66	10.19
.065	3.40	5.46	7.22	8.84	10.38
.060	3.53	5.62	7.40	9.04	10.59
.055	3.68	5.80	7.60	9.25	10.82
.050	3.84	5.99	7.81	9.48	11.07
.045	4.01	6.20	8.04	9.74	11.34
.040	4.21	6.43	8.31	10.02	11.64
.035	4.44	6.70	8.60	10.34	11.98
.030	4.70	7.01	8.94	10.71	12.37
.025	5.02	7.37	9.34	11.14	12.83
.020	5.41	7.82	9.83	11.66	13.38
.015	5.91	8.39	10.46	12.33	14.09
.010	6.63	9.21	11.34	13.27	15.08
.005	7.87	10.59	12.83	14.86	16.74
.001	10.82	13.81	16.26	18.46	20.51
< .001	> 10.82	> 13.81	> 16.26	> 18.46	> 20.51

Área de cola superior	$\nu = 6$	$\nu = 7$	$\nu = 8$	$\nu = 9$	$\nu = 10$
> .100	< 10.64	< 12.01	< 13.36	< 14.68	< 15.98
.100	10.64	12.01	13.36	14.68	15.98
.095	10.79	12.17	13.52	14.85	16.16
.090	10.94	12.33	13.69	15.03	16.35
.085	11.11	12.50	13.87	15.22	16.54
.080	11.28	12.69	14.06	15.42	16.75
.075	11.46	12.88	14.26	15.63	16.97
.070	11.65	13.08	14.48	15.85	17.20
.065	11.86	13.30	14.71	16.09	17.44
.060	12.08	13.53	14.95	16.34	17.71
.055	12.33	13.79	15.22	16.62	17.99
.050	12.59	14.06	15.50	16.91	18.30
.045	12.87	14.36	15.82	17.24	18.64
.040	13.19	14.70	16.17	17.60	19.02
.035	13.55	15.07	16.56	18.01	19.44
.030	13.96	15.50	17.01	18.47	19.92
.025	14.44	16.01	17.53	19.02	20.48
.020	15.03	16.62	18.16	19.67	21.16
.015	15.77	17.39	18.97	20.51	22.02
.010	16.81	18.47	20.09	21.66	23.20
.005	18.54	20.27	21.95	23.58	25.18
.001	22.45	24.32	26.12	27.87	29.58
< .001	> 22.45	> 24.32	> 26.12	> 27.87	> 29.58

(continúa)

2

Método del Pivote

Determine un intervalo para θ del 90% de confianza

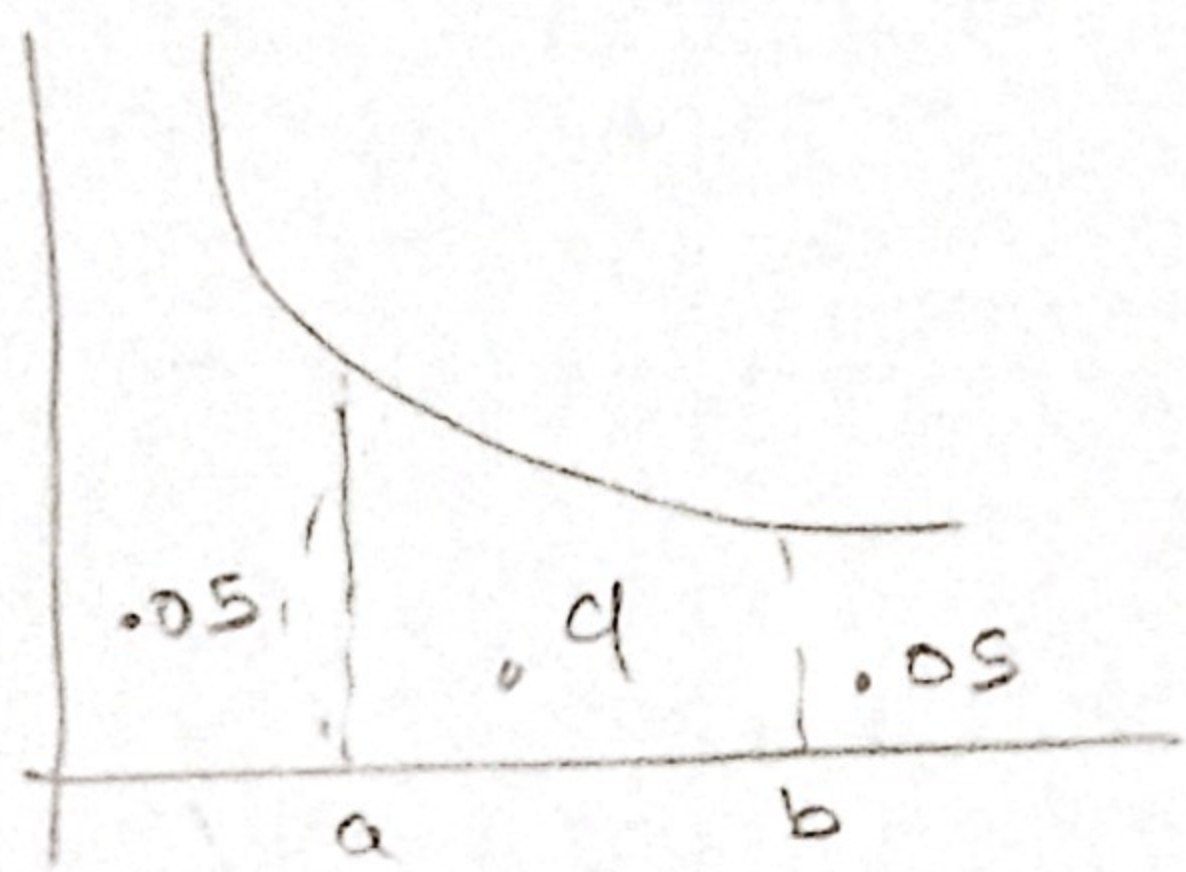
Pivote $\left\{ \begin{array}{l} y = \frac{x}{\theta} \\ f(x) = \begin{cases} \frac{1}{\theta} e^{-x/\theta} & ; x > 0 \\ 0 & ; \text{c.o.c.} \end{cases} \end{array} \right.$

1) $x = w(y) = y\theta$; $w'(y) = \theta$

$g(y) = F[w(y)] w'(y)$

$g(y) = \frac{1}{\theta} e^{-y/\theta} (\theta) = e^{-y}$

$g(y) = \begin{cases} e^{-y} & ; y > 0 \\ 0 & ; \text{c.o.c.} \end{cases}$

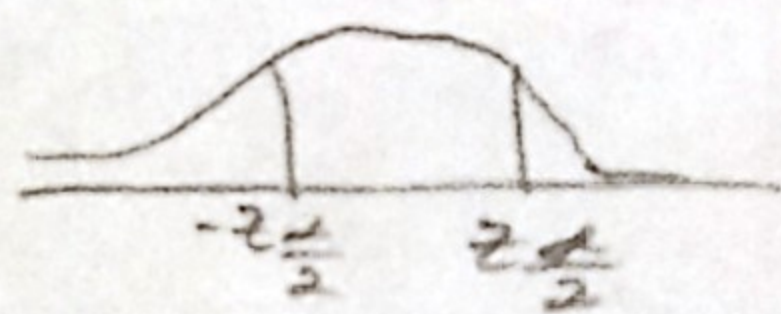


$P(y \leq a) = 0.05$ $P(y \leq a) = \int_0^a e^{-y} dy$
 $P(y \geq b) = 0.05$ $P(y \geq b) = \int_b^{\infty} e^{-y} dy$

PARA MUESTRAS GRANDES μ / $\mu_1 - \mu_2$ / $P_1 - P_2$

PARA MEDIA POBLACIONAL μ

$z = \frac{\hat{\theta} - \theta}{\sigma_{\hat{\theta}}} = \frac{\bar{x} - \mu}{\sigma / \sqrt{n}}$



$P\left(\bar{x} - z_{\frac{\alpha}{2}} \frac{\sigma}{\sqrt{n}} < \mu < \bar{x} + z_{\frac{\alpha}{2}} \frac{\sigma}{\sqrt{n}}\right) = \delta$

$n = \left(\frac{z_{\frac{\alpha}{2}} \sigma}{E_{MAX}}\right)^2$

DIFERENCIA DE DOS POBLACIONES $\mu_1 - \mu_2$

$z = \frac{(\bar{x}_1 - \bar{x}_2) - (\mu_1 - \mu_2)}{\sqrt{\frac{\sigma_1^2}{n_1} + \frac{\sigma_2^2}{n_2}}}$

$P\left[(\bar{x}_1 - \bar{x}_2) - z_{\frac{\alpha}{2}} \sqrt{\frac{\sigma_1^2}{n_1} + \frac{\sigma_2^2}{n_2}} < \mu_1 - \mu_2 < (\bar{x}_1 - \bar{x}_2) + E_{MAX}\right] = \delta$

si $n_1 = n_2$

$n = \left(\frac{z_{\frac{\alpha}{2}}}{E_{MAX}}\right)^2 (\sigma_1^2 + \sigma_2^2)$

+ < θ < +
- < θ < +

PARA EL PARAMETRO "P" DE P. BINOMIAL

$\hat{p} = \frac{x}{n}$ $z = \frac{\hat{p} - p}{\sqrt{\frac{pq}{n}}}$
 $\sigma_p = \sqrt{\frac{pq}{n}}$

$P\left(\hat{p} - z_{\frac{\alpha}{2}} \sqrt{\frac{\hat{p}\hat{q}}{n}} < z < \hat{p} + E_{MAX}\right) = \delta$

$n = \left(\frac{z_{\frac{\alpha}{2}}}{E_{MAX}}\right)^2 \hat{p} \hat{q}$

PARA $\hat{\theta} = \hat{p}_1 - \hat{p}_2$

$z = \frac{(\hat{p}_1 - \hat{p}_2) - (p_1 - p_2)}{\sqrt{\frac{p_1 q_1}{n_1} + \frac{p_2 q_2}{n_2}}}$

$P\left[(\hat{p}_1 - \hat{p}_2) - z_{\frac{\alpha}{2}} \sqrt{\frac{\hat{p}_1 \hat{q}_1}{n_1} + \frac{\hat{p}_2 \hat{q}_2}{n_2}} < p_1 - p_2 < (\hat{p}_1 - \hat{p}_2) + E_{MAX}\right] = \delta$

- θ + si el cero esta en medio pueden ser iguales

PARA MUESTRAS Pequeñas

Pivote: $T = \frac{\bar{x} - \mu}{s / \sqrt{n}}$

$P\left(\bar{x} - t_{\frac{\alpha}{2}} \frac{s}{\sqrt{n}} < \mu < \bar{x} + E_{MAX}\right) = \delta$

$n = \left(\frac{t_{\frac{\alpha}{2}} (s)}{E_{MAX}}\right)^2$

$v = n - 1$

$s^2 = \frac{\sum_{i=1}^n (x_i - \bar{x})^2}{n - 1}$

Tabla A.11 Áreas de colas de la curva ji cuadrada (cont.)

Área de cola superior	$\nu = 11$	$\nu = 12$	$\nu = 13$	$\nu = 14$	$\nu = 15$
> .100	< 17.27	< 18.54	< 19.81	< 21.06	< 22.30
.100	17.27	18.54	19.81	21.06	22.30
.095	17.45	18.74	20.00	21.26	22.51
.090	17.65	18.93	20.21	21.47	22.73
.085	17.85	19.14	20.42	21.69	22.95
.080	18.06	19.36	20.65	21.93	23.19
.075	18.29	19.60	20.89	22.17	23.45
.070	18.53	19.84	21.15	22.44	23.72
.065	18.78	20.11	21.42	22.71	24.00
.060	19.06	20.39	21.71	23.01	24.31
.055	19.35	20.69	22.02	23.33	24.63
.050	19.67	21.02	22.36	23.68	24.99
.045	20.02	21.38	22.73	24.06	25.38
.040	20.41	21.78	23.14	24.48	25.81
.035	20.84	22.23	23.60	24.95	26.29
.030	21.34	22.74	24.12	25.49	26.84
.025	21.92	23.33	24.73	26.11	27.48
.020	22.61	24.05	25.47	26.87	28.25
.015	23.50	24.96	26.40	27.82	29.23
.010	24.72	26.21	27.68	29.14	30.57
.005	26.75	28.29	29.81	31.31	32.80
.001	31.26	32.90	34.52	36.12	37.69
< .001	> 31.26	> 32.90	> 34.52	> 36.12	> 37.69

Área de cola superior	$\nu = 16$	$\nu = 17$	$\nu = 18$	$\nu = 19$	$\nu = 20$
> .100	< 23.54	< 24.77	< 25.98	< 27.20	< 28.41
.100	23.54	24.76	25.98	27.20	28.41
.095	23.75	24.98	26.21	27.43	28.64
.090	23.97	25.21	26.44	27.66	28.88
.085	24.21	25.45	26.68	27.91	29.14
.080	24.45	25.70	26.94	28.18	29.40
.075	24.71	25.97	27.21	28.45	29.69
.070	24.99	26.25	27.50	28.75	29.99
.065	25.28	26.55	27.81	29.06	30.30
.060	25.59	26.87	28.13	29.39	30.64
.055	25.93	27.21	28.48	29.75	31.01
.050	26.29	27.58	28.86	30.14	31.41
.045	26.69	27.99	29.28	30.56	31.84
.040	27.13	28.44	29.74	31.03	32.32
.035	27.62	28.94	30.25	31.56	32.85
.030	28.19	29.52	30.84	32.15	33.46
.025	28.84	30.19	31.52	32.85	34.16
.020	29.63	30.99	32.34	33.68	35.01
.015	30.62	32.01	33.38	34.74	36.09
.010	32.00	33.40	34.80	36.19	37.56
.005	34.26	35.71	37.15	38.58	39.99
.001	39.25	40.78	42.31	43.81	45.31
< .001	> 39.25	> 40.78	> 42.31	> 43.81	> 45.31

MUESTRAS PEQUEÑAS $n < 30$

$\mu_1 - \mu_2$
 1) CASO $\sigma_1^2 \neq \sigma_2^2$

Pivote

$$T = \frac{(\bar{X}_1 - \bar{X}_2) - (\mu_1 - \mu_2)}{\sqrt{\frac{S_1^2}{n_1} + \frac{S_2^2}{n_2}}}$$

$$P \left[(\bar{X}_1 - \bar{X}_2) - t_{\frac{\alpha}{2}} \sqrt{\frac{S_1^2}{n_1} + \frac{S_2^2}{n_2}} < \mu_1 - \mu_2 < (\bar{X}_1 - \bar{X}_2) + t_{\frac{\alpha}{2}} \sqrt{\frac{S_1^2}{n_1} + \frac{S_2^2}{n_2}} \right] = \gamma$$

$$V = \left(\frac{S_1^2}{n_1} + \frac{S_2^2}{n_2} \right)^2$$

$$\left[\frac{(S_1^2/n_1)^2}{(n_1-1)} + \frac{(S_2^2/n_2)^2}{(n_2-1)} \right]$$

2) CASO $\sigma_1^2 = \sigma_2^2 = S^2$

Pivote
$$T = \frac{(\bar{X}_1 - \bar{X}_2) - (\mu_1 - \mu_2)}{\sqrt{S_c^2 \left(\frac{1}{n_1} + \frac{1}{n_2} \right)}}$$

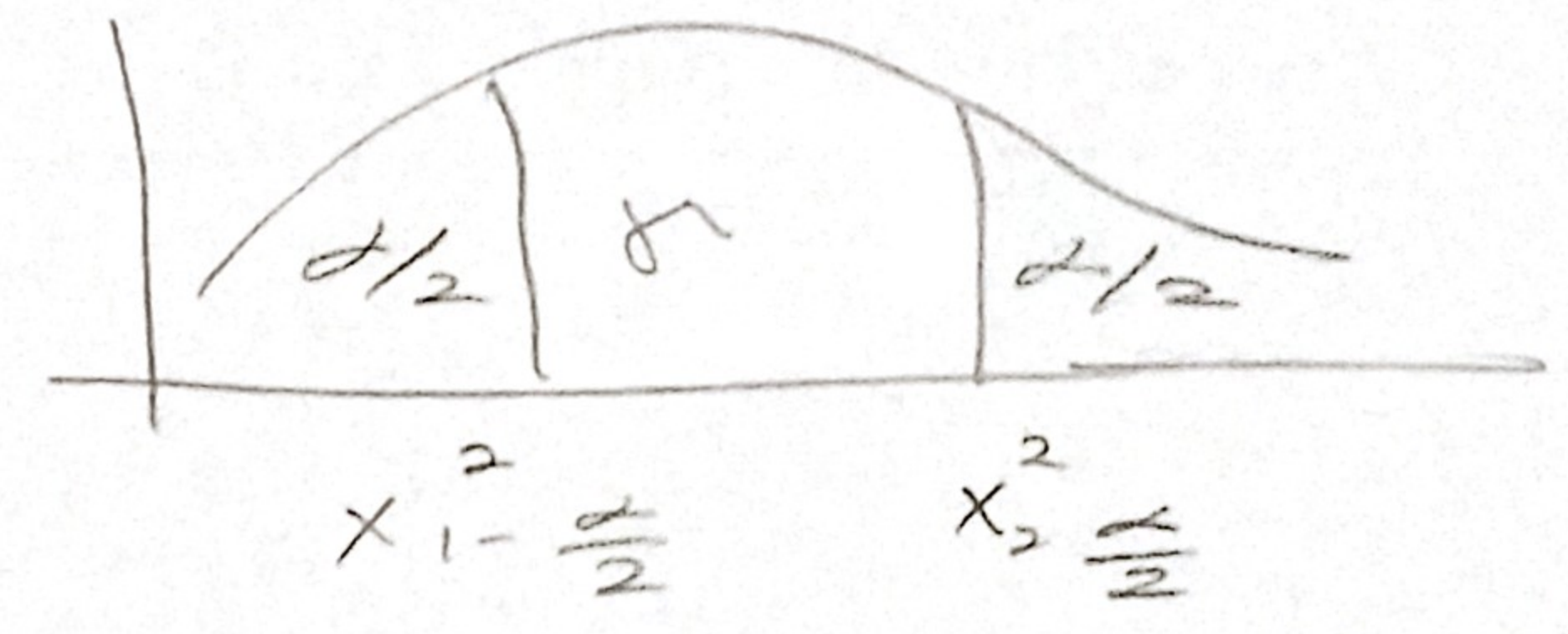
$$V = n_1 + n_2 - 2$$

$$S_c^2 = \frac{\sum_{i=1}^{n_1} (X_i - \bar{X}_1)^2 + \sum_{i=1}^{n_2} (X_i - \bar{X}_2)^2}{n_1 + n_2 - 2}$$
 Si me dan medias

$$S_c^2 = \frac{(n_1 - 1)S_1^2 + (n_2 - 1)S_2^2}{n_1 + n_2 - 2}$$

$$P \left[(\bar{X}_1 - \bar{X}_2) - t_{\frac{\alpha}{2}} S_c \sqrt{\frac{1}{n_1} + \frac{1}{n_2}} < \mu_1 - \mu_2 < (\bar{X}_1 - \bar{X}_2) + t_{\frac{\alpha}{2}} S_c \sqrt{\frac{1}{n_1} + \frac{1}{n_2}} \right] = \gamma = 1 - \alpha$$

VARIANZA POBLACIONAL σ^2



$$X^2 = \frac{(n-1)S^2}{\sigma^2}$$
 ← Pivote

$$P \left[\frac{(n-1)S^2}{X^2_{\frac{\alpha}{2}}} < \sigma^2 < \frac{(n-1)S^2}{X^2_{1-\frac{\alpha}{2}}} \right] = \gamma$$

$$l.i. \quad \quad \quad l.o.s.$$

$$V = n - 1$$

Razon de varianzas

$$\frac{\sigma_1^2}{\sigma_2^2}$$

$$F = \frac{S_1^2 \sigma_2^2}{S_2^2 \sigma_1^2}$$

$$V_1 = n_1 - 1$$

$$V_2 = n_2 - 1$$

$$P \left[F_{\frac{\alpha}{2}}(V_1, V_2) \frac{S_1^2}{S_2^2} < \frac{\sigma_1^2}{\sigma_2^2} < F_{\frac{\alpha}{2}}(V_2, V_1) \frac{S_1^2}{S_2^2} \right] = \gamma$$

$P(\chi^2 > 3.325) = .95$

$\nu = n = 9 \text{ gl}$

$\alpha = .95$

Cuando son áreas a la izq. se busca su simétrico.

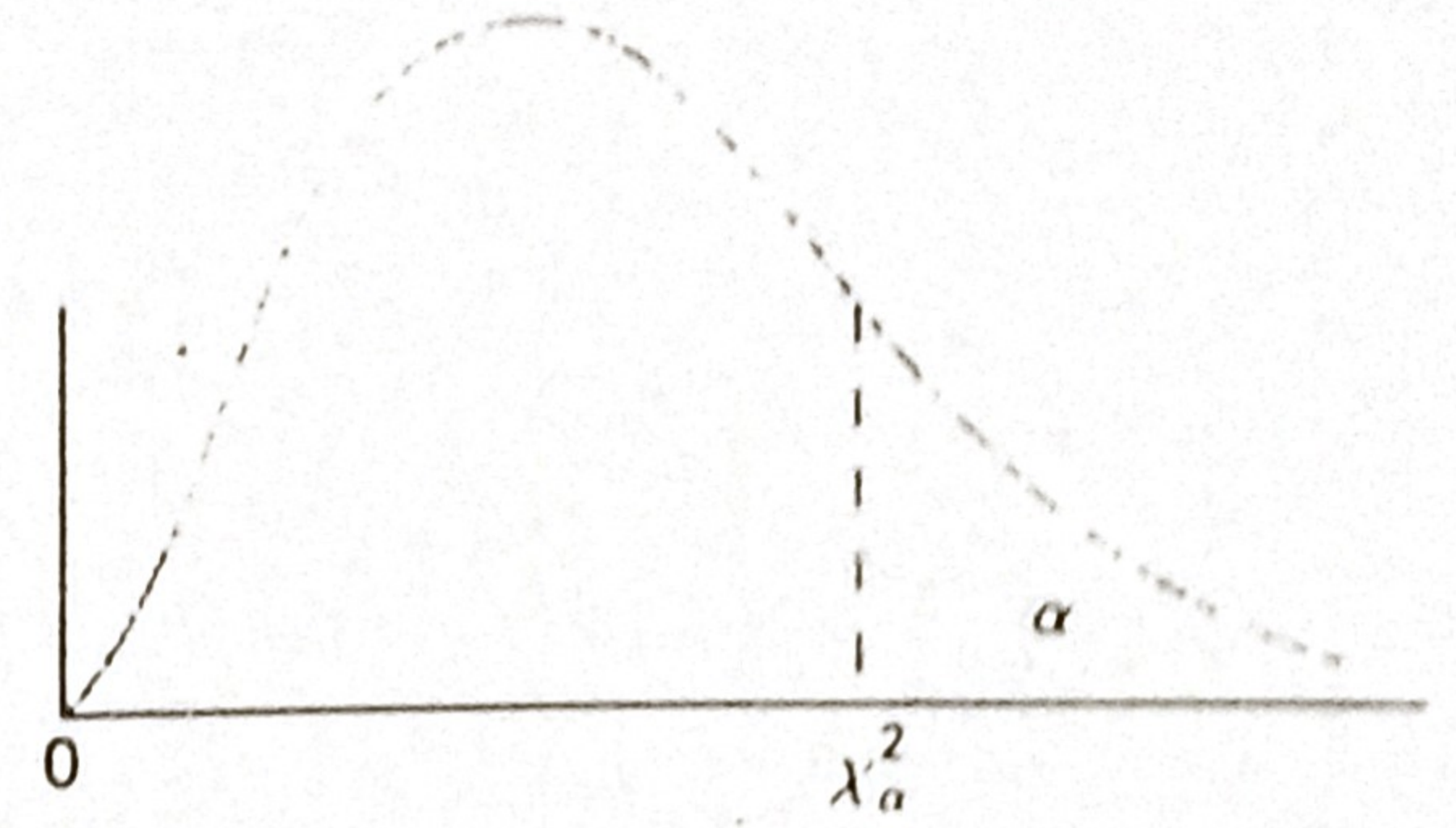


Tabla A.5 Valores críticos de la distribución ji cuadrada

ν	Prob α									
	0.995	0.99	0.98	0.975	0.95	0.90	0.80	0.75	0.75 0.70	0.50
1	0.00393	0.0157	0.0328	0.0392	0.00393	0.0158	0.0642	0.102	0.148	0.455
2	0.0100	0.0201	0.0404	0.0506	0.103	0.211	0.446	0.575	0.713	1.386
3	0.0717	0.115	0.185	0.216	0.352	0.584	1.005	1.213	1.424	2.366
4	0.207	0.297	0.429	0.484	0.711	1.064	1.649	1.923	2.195	3.357
5	0.412	0.554	0.752	0.831	1.145	1.610	2.343	2.675	3.000	4.351
6	0.676	0.872	1.134	1.237	1.635	2.204	3.070	3.455	3.828	5.348
7	0.989	1.239	1.564	1.690	2.167	2.833	3.822	4.255	4.671	6.346
8	1.344	1.646	2.032	2.180	2.733	3.490	4.594	5.071	5.527	7.344
9	1.735	2.088	2.532	2.700	3.325	4.168	5.380	5.899	6.393	8.343
10	2.156	2.558	3.059	3.247	3.940	4.865	6.179	6.737	7.267	9.342
11	2.603	3.053	3.609	3.816	4.575	5.578	6.989	7.584	8.148	10.341
12	3.074	3.571	4.178	4.404	5.226	6.304	7.807	8.438	9.034	11.340
13	3.565	4.107	4.765	5.009	5.892	7.042	8.634	9.299	9.926	12.340
14	4.075	4.660	5.368	5.629	6.571	7.790	9.467	10.165	10.821	13.339
15	4.601	5.229	5.985	6.262	7.261	8.547	10.307	11.036	11.721	14.339
16	5.142	5.812	6.614	6.908	7.962	9.312	11.152	11.912	12.624	15.338
17	5.697	6.408	7.255	7.564	8.672	10.085	12.002	12.792	13.531	16.338
18	6.265	7.015	7.906	8.231	9.390	10.865	12.857	13.675	14.440	17.338
19	6.844	7.633	8.567	8.907	10.117	11.651	13.716	14.562	15.352	18.338
20	7.434	8.260	9.237	9.591	10.851	12.443	14.578	15.452	16.266	19.337
21	8.034	8.897	9.915	10.283	11.591	13.240	15.445	16.344	17.182	20.337
22	8.643	9.542	10.600	10.982	12.338	14.041	16.314	17.240	18.101	21.337
23	9.260	10.196	11.293	11.688	13.091	14.848	17.187	18.137	19.021	22.337
24	9.886	10.856	11.992	12.401	13.848	15.659	18.062	19.037	19.943	23.337
25	10.520	11.524	12.697	13.120	14.611	16.473	18.940	19.939	20.867	24.337
26	11.160	12.198	13.409	13.844	15.379	17.292	19.820	20.843	21.792	25.336
27	11.808	12.879	14.125	14.573	16.151	18.114	20.703	21.749	22.719	26.336
28	12.461	13.565	14.847	15.308	16.928	18.939	21.588	22.657	23.647	27.336
29	13.121	14.256	15.574	16.047	17.708	19.768	22.475	23.567	24.577	28.336
30	13.787	14.953	16.306	16.791	18.493	20.599	23.364	24.478	25.508	29.336